



NATA LIGHTING CO.,LTD.
www.nata.cn
Email:info@nata.com
Tel:+86-750-3770000 Fax:+86-750-3771111
Address:380JinOu Road,GaoXin Zone,Jiang Men City,Guangdong,China

NATA

Client:

LumCAT: 2-2640-L

Luminaire: 92.70.411.00

Report No: 2023718-B003

Ballast type: AC

Test No: 2023718-C003

Voltage(V): 34.750

LampCAT: SLM C 1208 L15 2024 G7 HE+

Current(A): 0.580

Lamp flux(lm): 3273.2

Power (W): 20.155

Number of Lamps: 1

PF: 0.000

Length(mm): 0

Width(mm): 0

Phm Type: C

Height(mm): 0

Photometric Results

Lumens(lm): 3001.11, Efficiency(%): 91.69% , Luminous Efficacy(lm/W): 148.90

Central intensity(cd): 8673.577, Maximum intensity(cd): 8673.577

Angle of maximum intensity: C=0.0 γ =0.0

Beam Angle(50%Imax): [C0/180]Total=26.8

[C90/270]Total=26.8

Field angle(10%Imax): [C0/180]Total=63.4

[C90/270]Total=63.4

Maximum s/h(1/2): C0_180=0.44 C90_270=0.44

Maximum s/h(1/4): C0_180=0.51 C90_270=0.51

Up flux rate of lamp(%): 0.00%

Down flux rate of lamp(%): 91.69%

Up flux rate of LUM(%): - -

Down flux rate of LUM(%): 100.00%

CIE Type : Direct lighting

Output flux ratio in π solid angle : 97.876%

$\gamma(^{\circ})$	Average I(cd)	Zonal F(lm)	Sum F(lm)	Eff Flux(%)	Eff Sum(%)
0.0	8673.577	0.000	0	0.00%	0.00%
1.0	8639.119	8.284	8.284	0.25%	0.28%
2.0	8516.234	24.623	32.907	0.75%	1.10%
3.0	8321.805	40.271	73.178	1.23%	2.44%
4.0	8056.384	54.823	128.001	1.67%	4.27%
5.0	7725.716	67.894	195.895	2.07%	6.53%
6.0	7361.005	79.285	275.179	2.42%	9.17%
7.0	6960.867	88.896	364.075	2.72%	12.13%
8.0	6529.663	96.549	460.624	2.95%	15.35%
9.0	6093.131	102.301	562.925	3.13%	18.76%
10.0	5676.180	106.508	669.433	3.25%	22.31%
11.0	5259.851	109.273	778.706	3.34%	25.95%
12.0	4858.884	110.612	889.319	3.38%	29.63%
13.0	4481.995	110.853	1000.171	3.39%	33.33%
14.0	4138.318	110.339	1110.511	3.37%	37.00%
15.0	3821.765	109.280	1219.79	3.34%	40.64%
16.0	3520.641	107.587	1327.377	3.29%	44.23%
17.0	3227.198	105.082	1432.459	3.21%	47.73%
18.0	2977.415	102.301	1534.76	3.13%	51.14%
19.0	2751.849	99.677	1634.437	3.05%	54.46%
20.0	2549.462	97.029	1731.466	2.96%	57.69%
21.0	2367.072	94.407	1825.873	2.88%	60.84%
22.0	2193.746	91.652	1917.525	2.80%	63.89%
23.0	2035.089	88.732	2006.257	2.71%	66.85%
24.0	1901.548	86.069	2092.326	2.63%	69.72%
25.0	1764.133	83.350	2175.676	2.55%	72.50%
26.0	1601.705	79.451	2255.127	2.43%	75.14%
27.0	1459.322	74.889	2330.015	2.29%	77.64%
28.0	1323.332	70.451	2400.466	2.15%	79.99%
29.0	1192.206	65.814	2466.28	2.01%	82.18%
30.0	1072.953	61.159	2527.439	1.87%	84.22%
31.0	955.514	56.449	2583.888	1.72%	86.10%
32.0	829.294	51.133	2635.021	1.56%	87.80%
33.0	704.458	45.185	2680.205	1.38%	89.31%
34.0	575.463	38.734	2718.94	1.18%	90.60%
35.0	469.302	32.447	2751.386	0.99%	91.68%
36.0	369.790	26.717	2778.103	0.82%	92.57%
37.0	290.641	21.540	2799.642	0.66%	93.29%

$\gamma(^{\circ})$	Average I(cd)	Zonal F(lm)	Sum F(lm)	Eff Flux(%)	Eff Sum(%)
38.0	237.806	17.639	2817.281	0.54%	93.87%
39.0	191.662	14.659	2831.94	0.45%	94.36%
40.0	139.277	11.542	2843.482	0.35%	94.75%
41.0	106.542	8.753	2852.236	0.27%	95.04%
42.0	93.416	7.265	2859.5	0.22%	95.28%
43.0	83.127	6.540	2866.04	0.20%	95.50%
44.0	74.326	5.943	2871.983	0.18%	95.70%
45.0	66.826	5.425	2877.408	0.17%	95.88%
46.0	60.820	4.992	2882.399	0.15%	96.04%
47.0	55.706	4.635	2887.034	0.14%	96.20%
48.0	52.060	4.356	2891.39	0.13%	96.34%
49.0	49.078	4.153	2895.544	0.13%	96.48%
50.0	46.691	3.993	2899.537	0.12%	96.62%
51.0	44.829	3.872	2903.409	0.12%	96.74%
52.0	43.453	3.788	2907.197	0.12%	96.87%
53.0	42.518	3.740	2910.937	0.11%	97.00%
54.0	41.861	3.719	2914.656	0.11%	97.12%
55.0	41.529	3.722	2918.378	0.11%	97.24%
56.0	41.356	3.745	2922.124	0.11%	97.37%
57.0	41.197	3.775	2925.898	0.12%	97.49%
58.0	41.121	3.807	2929.705	0.12%	97.62%
59.0	40.782	3.829	2933.534	0.12%	97.75%
60.0	40.111	3.822	2937.355	0.12%	97.88%
61.0	39.149	3.782	2941.138	0.12%	98.00%
62.0	37.682	3.702	2944.84	0.11%	98.13%
63.0	35.613	3.565	2948.405	0.11%	98.24%
64.0	33.364	3.385	2951.789	0.10%	98.36%
65.0	30.970	3.184	2954.973	0.10%	98.46%
66.0	28.535	2.969	2957.942	0.09%	98.56%
67.0	26.058	2.745	2960.687	0.08%	98.65%
68.0	23.947	2.533	2963.22	0.08%	98.74%
69.0	22.287	2.359	2965.579	0.07%	98.82%
70.0	20.951	2.221	2967.8	0.07%	98.89%
71.0	20.066	2.120	2969.92	0.06%	98.96%
72.0	19.311	2.047	2971.967	0.06%	99.03%
73.0	18.716	1.989	2973.956	0.06%	99.10%
74.0	18.170	1.939	2975.895	0.06%	99.16%
75.0	17.637	1.892	2977.787	0.06%	99.22%

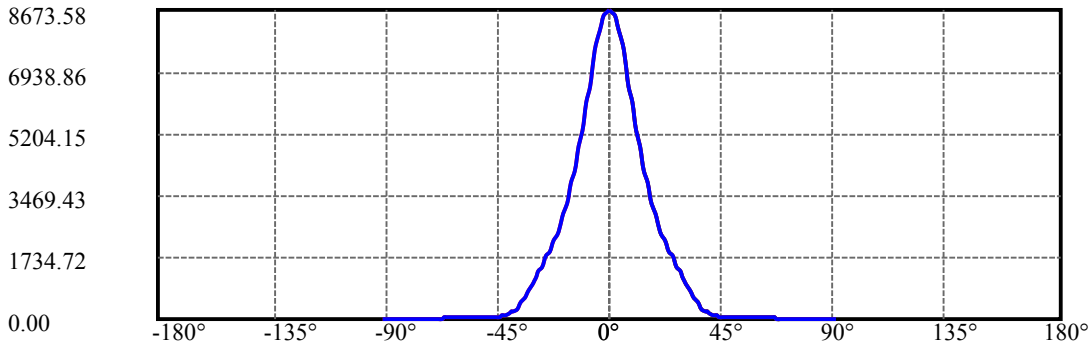
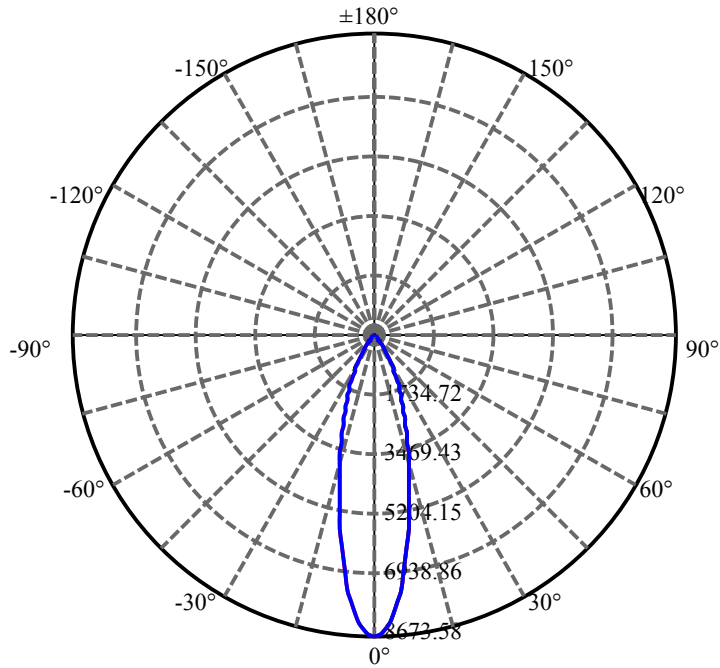
$\gamma(^{\circ})$	Average I(cd)	Zonal F(lm)	Sum F(lm)	Eff Flux(%)	Eff Sum(%)
76.0	17.153	1.847	2979.634	0.06%	99.28%
77.0	16.627	1.801	2981.435	0.06%	99.34%
78.0	16.149	1.755	2983.189	0.05%	99.40%
79.0	15.672	1.710	2984.899	0.05%	99.46%
80.0	15.181	1.663	2986.562	0.05%	99.52%
81.0	14.724	1.617	2988.179	0.05%	99.57%
82.0	14.247	1.571	2989.75	0.05%	99.62%
83.0	13.838	1.527	2991.277	0.05%	99.67%
84.0	13.499	1.489	2992.766	0.05%	99.72%
85.0	13.174	1.456	2994.222	0.04%	99.77%
86.0	12.918	1.426	2995.648	0.04%	99.82%
87.0	12.634	1.398	2997.047	0.04%	99.86%
88.0	12.399	1.371	2998.418	0.04%	99.91%
89.0	12.240	1.351	2999.769	0.04%	99.96%
90.0	12.178	1.339	3001.108	0.04%	100.00%

ZONAL LUMEN SUMMARY

Zone	Lumens	%Lamp	%Fixt
0-30	2527.44	77.22%	84.22%
0-40	2843.48	86.87%	94.75%
0-60	2937.36	89.74%	97.88%
0-90	2999.77	91.65%	99.96%
0-120	2999.77	91.65%	99.96%
0-180	3001.11	91.69%	100.00%
60-90	62.41	1.91%	2.08%
90-120	0.00	0.00%	0.00%
90-130	0.00	0.00%	0.00%
90-150	0.00	0.00%	0.00%
90-180	0.00	0.00%	0.00%
0-28.01	2400.89	73.35%	80.00%

ZONAL LUMEN SUMMARY

0-10	669.43
10-20	1062.03
20-30	795.97
30-40	316.04
40-50	56.05
50-60	37.82
60-70	30.44
70-80	18.76
80-90	13.21
90-100	0.00
100-110	0.00
110-120	0.00
120-130	0.00
130-140	0.00
140-150	0.00
150-160	0.00
160-170	0.00
170-180	0.00



C0(Max): —————

C0/C180: —————

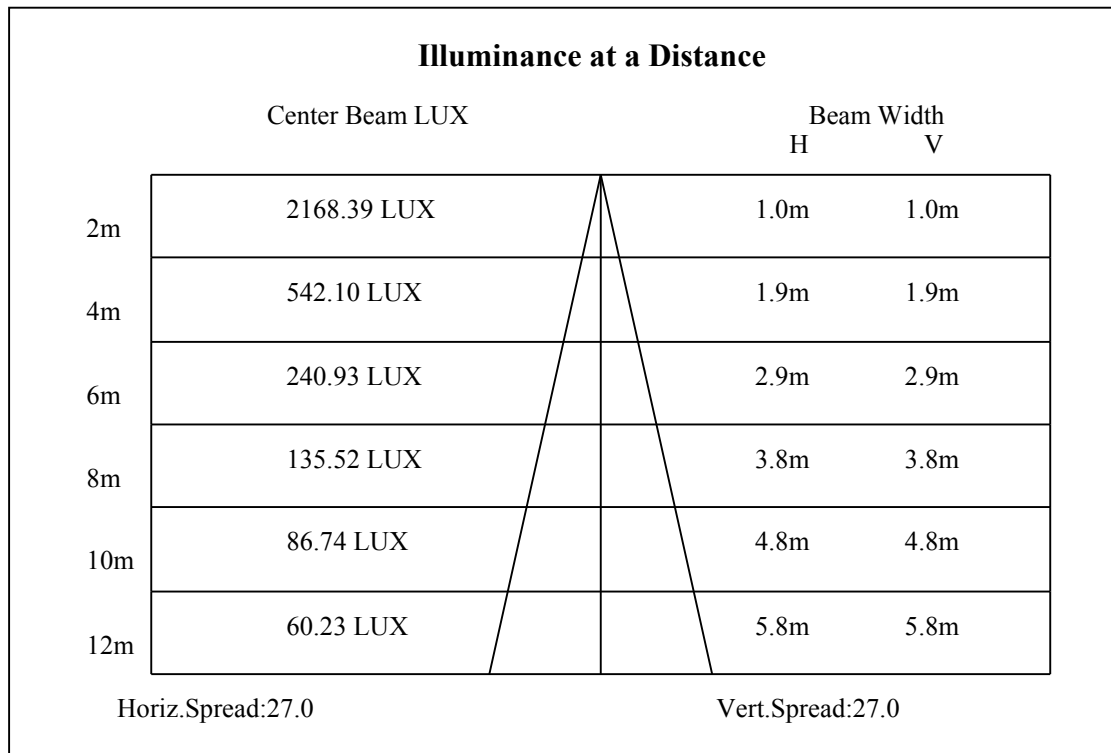
C90/C270: —————

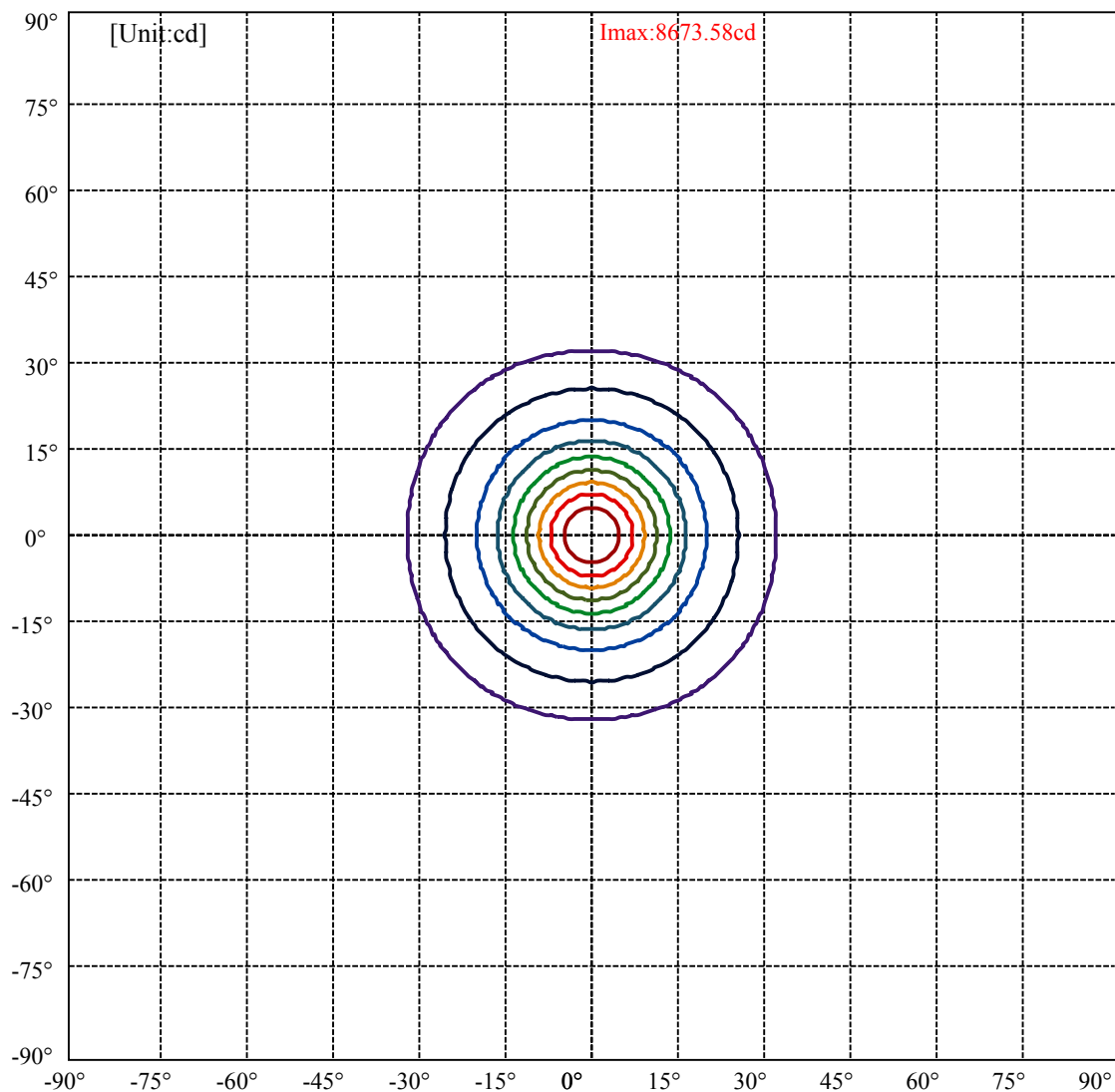
Field angle(10%Imax):C0/180Left:31.7 Right:31.7

:C90/270Left:31.7 Right:31.7

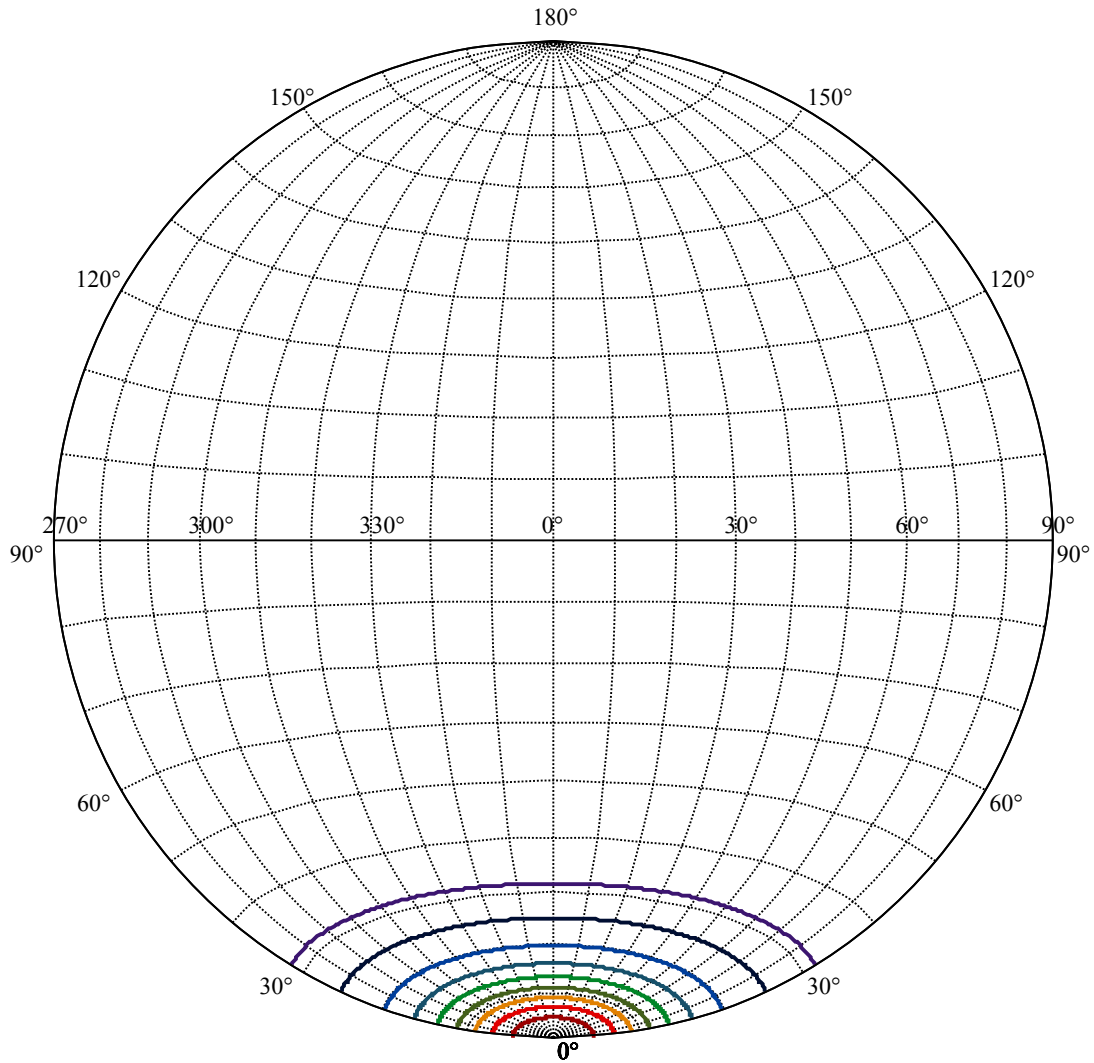
Beam Angle(50%Imax):C0/180Left:13.4 Right:13.4

:C90/270Left:13.4 Right:13.4





(10%Imax) 867.358	—
(20%Imax) 1734.72	—
(30%Imax) 2602.07	—
(40%Imax) 3469.43	—
(50%Imax) 4336.79	—
(60%Imax) 5204.15	—
(70%Imax) 6071.5	—
(80%Imax) 6938.86	—
(90%Imax) 7806.22	—



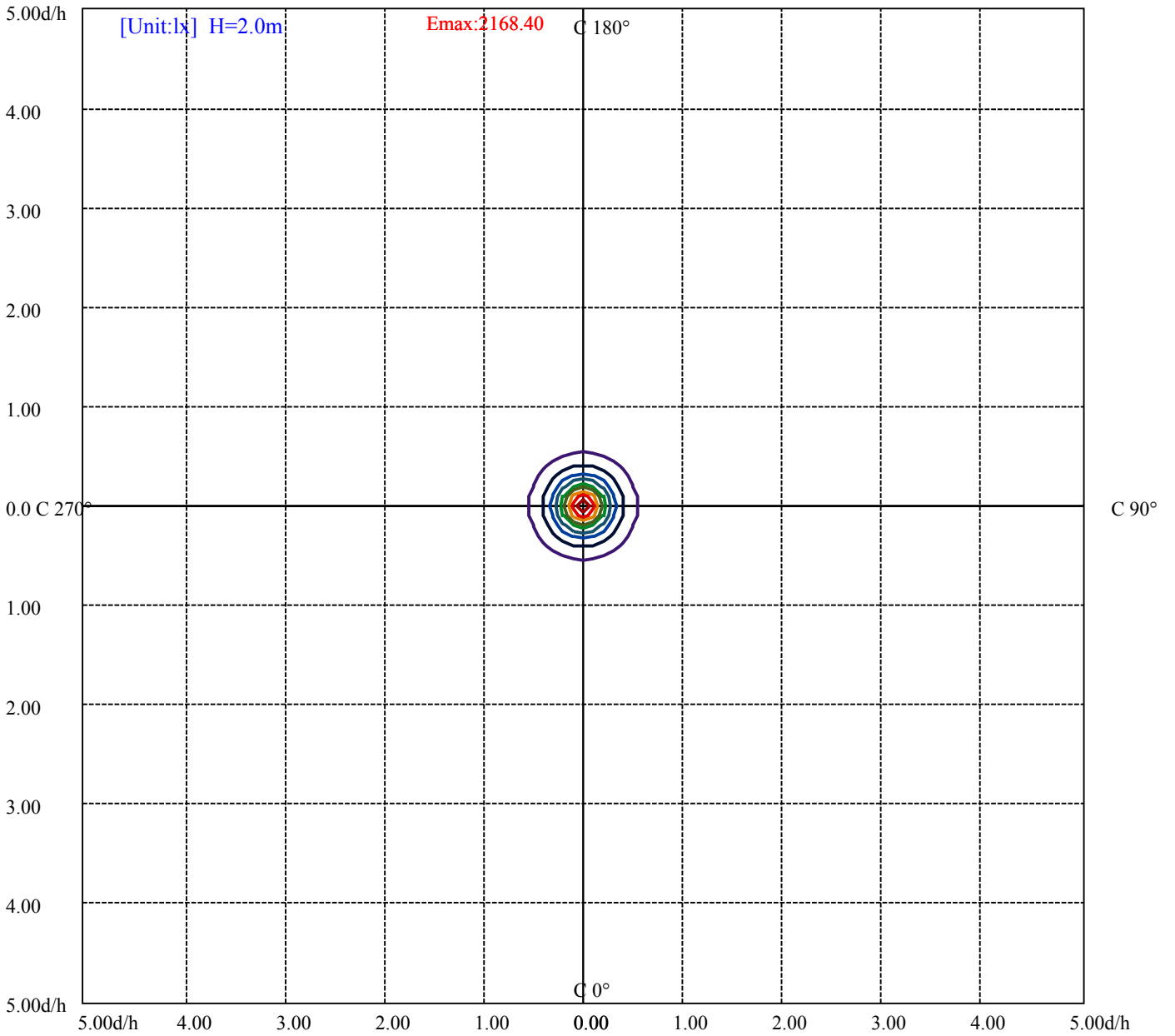
House

[Unit:cd]

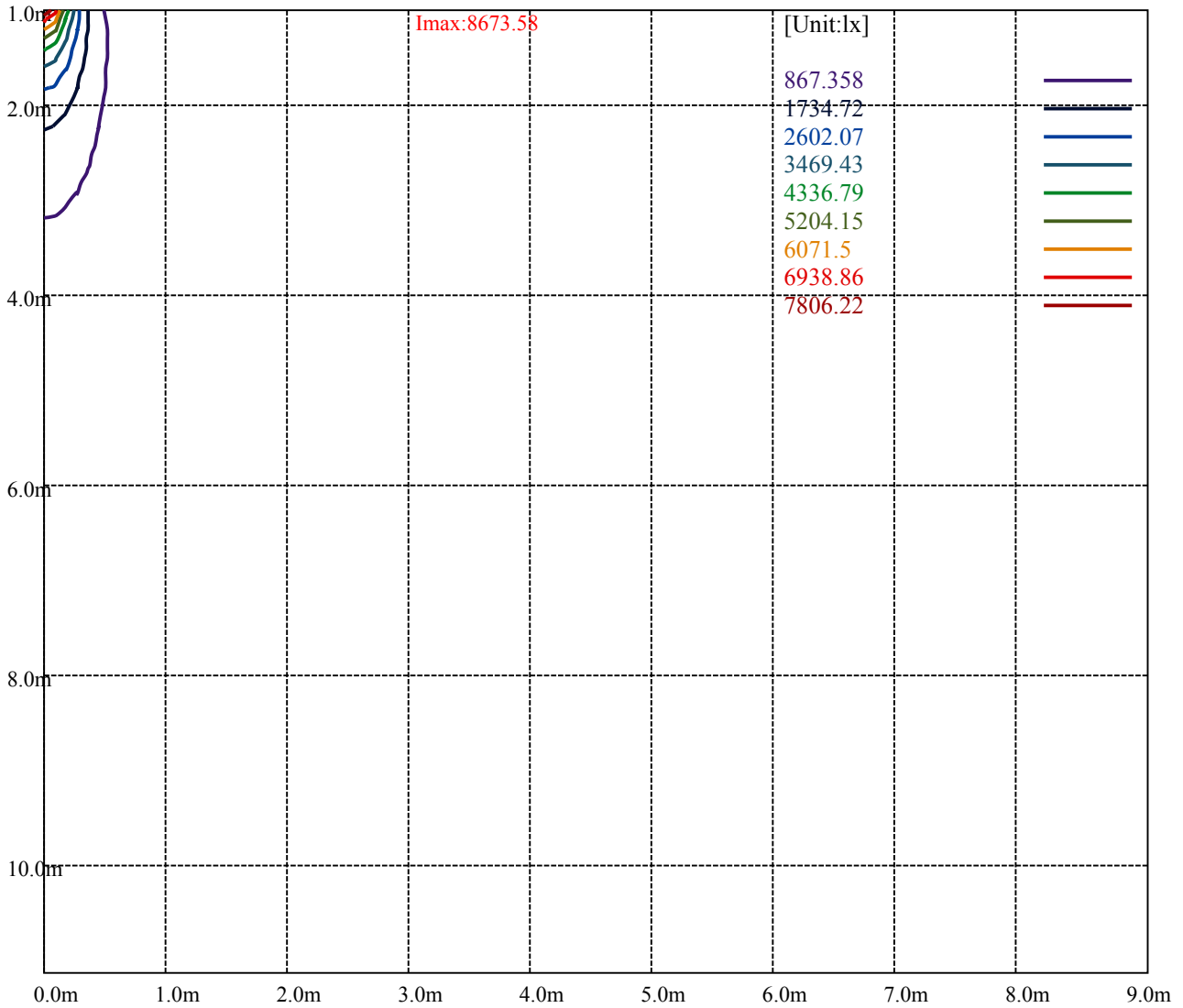
Road

Imax:8673.58

(10%Imax)	867.358	—
(20%Imax)	1734.72	—
(30%Imax)	2602.07	—
(40%Imax)	3469.43	—
(50%Imax)	4336.79	—
(60%Imax)	5204.15	—
(70%Imax)	6071.5	—
(80%Imax)	6938.86	—
(90%Imax)	7806.22	—



- (10%Emax) 216.8392
- (20%Emax) 433.6775
- (30%Emax) 650.5175
- (40%Emax) 867.3575
- (50%Emax) 1084.198
- (60%Emax) 1301.035
- (70%Emax) 1517.875
- (80%Emax) 1734.715
- (90%Emax) 1951.552



Luminance Table

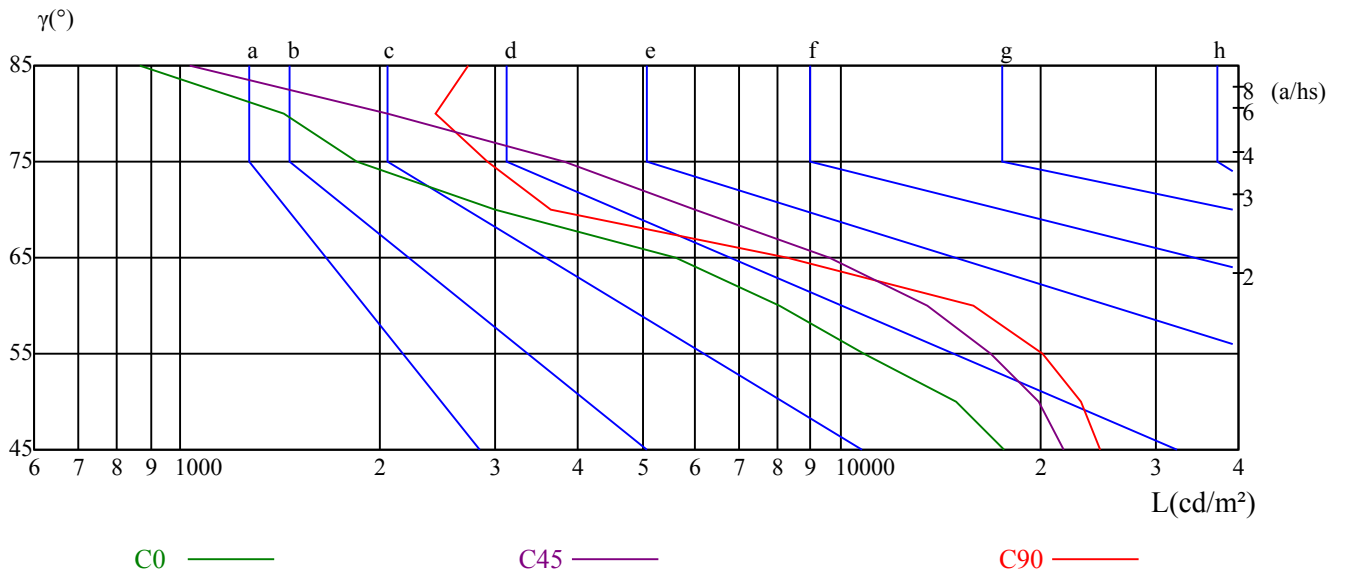
γ	45	50	55	60	65	70	75	80	85
C0	17707	14902	10843	8081	5637	2993	1851	1437	868
C45	21736	19918	16903	13532	9602	6004	3809	2064	1031
C90	24698	23118	20255	15854	8293	3645	2908	2436	2724

L(Hor)(65)	L(Ver)(65)	L45(65)	L(Hor)(75)	L(Ver)(75)	L45(75)	L(Hor)(85)	L(Ver)(85)	L45(85)
10642	10437	15758	4678	3676	7686	4962	3969	5458

Glare Table

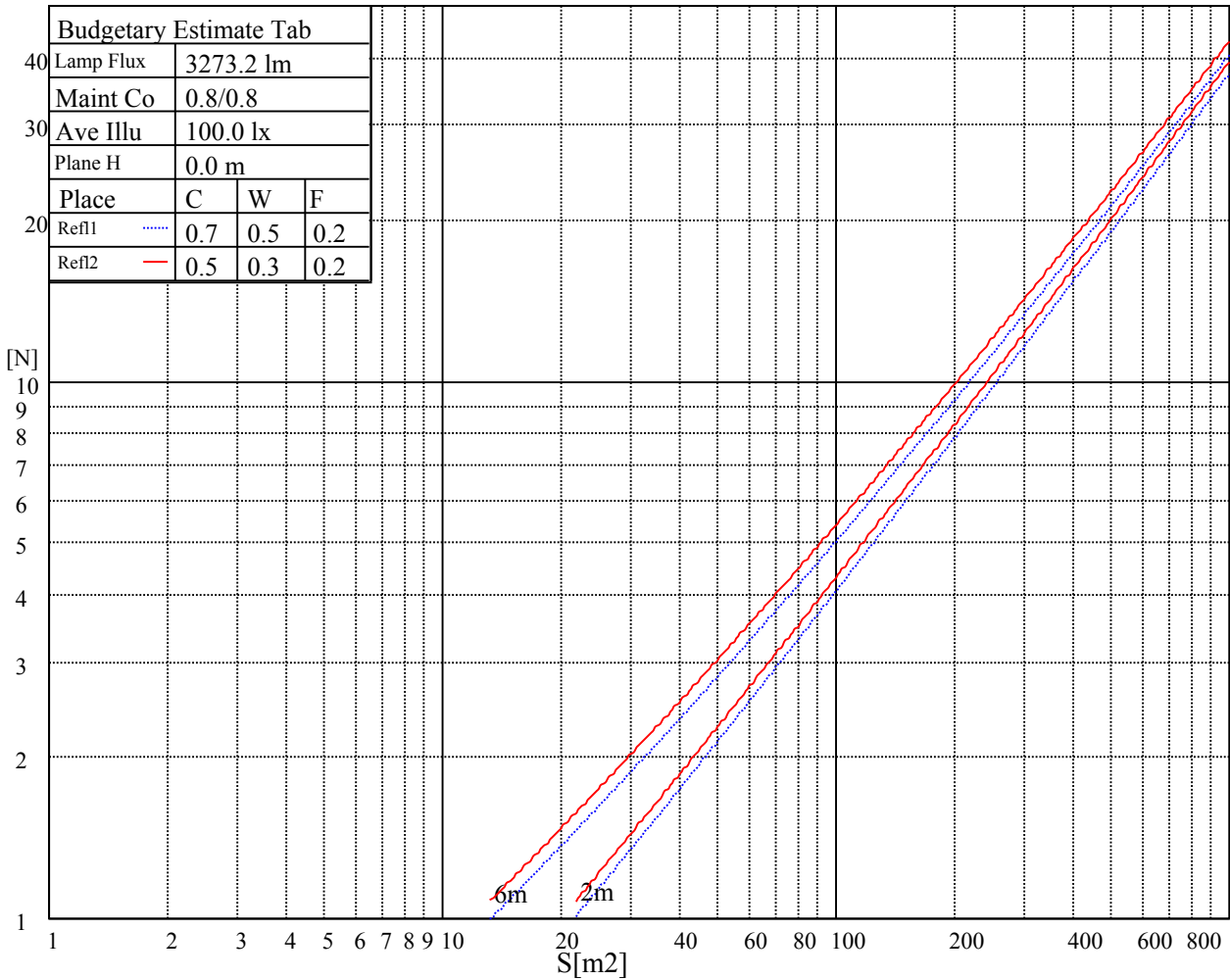
Glare	Quality	Service Values Illuminance(lx)							
1.15	A	2000	1000	500	<=300				
1.5	B		2000	1000	500	<=300			
1.85	C			2000	1000	500	<=300		
2.2	D				2000	1000	500	<=300	
2.55	E					2000	1000	500	<=300
		a	b	c	d	e	f	g	h

Luminance Limiting Curve

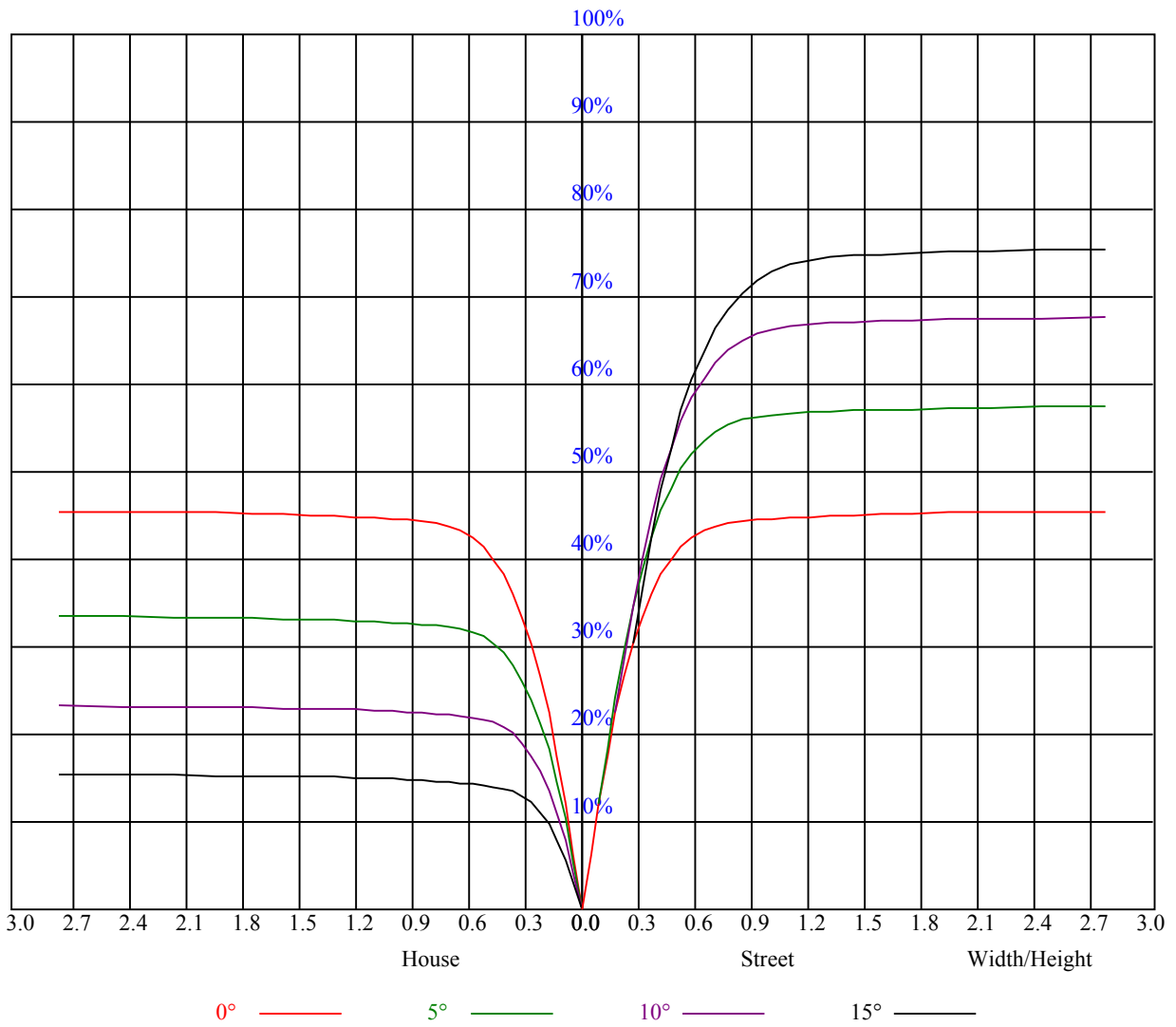


Illumination assessment according UGR											
Rf of Ceiling	70	70	50	50	30	70	70	50	50	30	
Rf of Wall	50	30	50	30	30	50	30	50	30	30	
Rf of Floor	20	20	20	20	20	20	20	20	20	20	
Room dimensions		Viewed crosswise					Viewed endwise				
X	Y										
2H	2H	非数字	非数字	非数字	非数字	非数字	非数字	非数字	非数字	非数字	
	3H	非数字	非数字	非数字	非数字	非数字	非数字	非数字	非数字	非数字	
	4H	非数字	非数字	非数字	非数字	非数字	非数字	非数字	非数字	非数字	
	6H	非数字	非数字	非数字	非数字	非数字	非数字	非数字	非数字	非数字	
	8H	非数字	非数字	非数字	非数字	非数字	非数字	非数字	非数字	非数字	
4H	12H	非数字	非数字	非数字	非数字	非数字	非数字	非数字	非数字	非数字	
	2H	非数字	非数字	非数字	非数字	非数字	非数字	非数字	非数字	非数字	
	3H	非数字	非数字	非数字	非数字	非数字	非数字	非数字	非数字	非数字	
	4H	非数字	非数字	非数字	非数字	非数字	非数字	非数字	非数字	非数字	
	6H	非数字	非数字	非数字	非数字	非数字	非数字	非数字	非数字	非数字	
8H	8H	非数字	非数字	非数字	非数字	非数字	非数字	非数字	非数字	非数字	
	12H	非数字	非数字	非数字	非数字	非数字	非数字	非数字	非数字	非数字	
	4H	非数字	非数字	非数字	非数字	非数字	非数字	非数字	非数字	非数字	
	6H	非数字	非数字	非数字	非数字	非数字	非数字	非数字	非数字	非数字	
	8H	非数字	非数字	非数字	非数字	非数字	非数字	非数字	非数字	非数字	
12H	12H	非数字	非数字	非数字	非数字	非数字	非数字	非数字	非数字	非数字	
	4H	非数字	非数字	非数字	非数字	非数字	非数字	非数字	非数字	非数字	
	6H	非数字	非数字	非数字	非数字	非数字	非数字	非数字	非数字	非数字	
	8H	非数字	非数字	非数字	非数字	非数字	非数字	非数字	非数字	非数字	
Variation with the observer position at spacings:											
S = 1.0H		非数字/非数字					非数字/非数字				
S = 1.5H		非数字/非数字					非数字/非数字				
S = 2.0H		非数字/非数字					非数字/非数字				
Standard tables:		BK0					BK0				
Uncorrected UGR		负无穷大					负无穷大				

UGR calculation is based on CIE Publ. 117 ,S/H = 0.25



RHOCC	80			70			50			30			10			0
RHOW	50	30	10	50	30	10	50	30	10	50	30	10	50	30	10	0
RCR	COEFFICIENTS OF UTILIZATION RHOFC=20 CU															
0	1.09	1.09	1.09	1.07	1.07	1.07	1.02	1.02	1.02	0.98	0.98	0.98	0.94	0.94	0.94	0.92
1	1.02	1.00	0.98	1.00	0.98	0.96	0.96	0.95	0.93	0.93	0.92	0.91	0.90	0.89	0.88	0.86
2	0.96	0.93	0.90	0.94	0.91	0.89	0.91	0.89	0.87	0.89	0.87	0.85	0.86	0.85	0.83	0.82
3	0.91	0.86	0.83	0.89	0.86	0.83	0.87	0.84	0.81	0.85	0.82	0.80	0.83	0.81	0.79	0.77
4	0.86	0.81	0.78	0.85	0.81	0.77	0.83	0.79	0.77	0.81	0.78	0.76	0.79	0.77	0.75	0.74
5	0.82	0.77	0.73	0.81	0.76	0.73	0.79	0.75	0.72	0.78	0.74	0.72	0.76	0.74	0.71	0.70
6	0.78	0.73	0.70	0.77	0.73	0.69	0.76	0.72	0.69	0.74	0.71	0.68	0.73	0.70	0.68	0.67
7	0.74	0.69	0.66	0.74	0.69	0.66	0.73	0.69	0.66	0.72	0.68	0.65	0.71	0.67	0.65	0.64
8	0.71	0.66	0.63	0.71	0.66	0.63	0.70	0.66	0.63	0.69	0.65	0.62	0.68	0.65	0.62	0.61
9	0.68	0.63	0.60	0.68	0.63	0.60	0.67	0.63	0.60	0.66	0.62	0.60	0.65	0.62	0.60	0.59
10	0.65	0.61	0.58	0.65	0.61	0.58	0.64	0.60	0.58	0.64	0.60	0.58	0.63	0.60	0.57	0.56



Intensity data(cd)

C/γ(°)	0.0	1.0	2.0	3.0	4.0	5.0	6.0	7.0	8.0
0.0	8572.56	8388.23	8154.64	7871.23	7460.50	7099.04	6702.71	6211.17	5813.18
45.0	8702.64	8634.00	8498.38	8219.95	7935.44	7622.14	7185.40	6801.80	6415.98
90.0	8684.92	8577.54	8352.80	8100.39	7803.14	7435.59	6973.39	6582.59	6182.94
135.0	8734.19	8753.01	8687.14	8549.86	8342.29	7980.27	7646.49	7271.19	6782.42
180.0	8572.56	8712.60	8740.28	8679.94	8566.47	8305.20	8036.18	7699.08	7241.30
225.0	8702.64	8699.32	8585.84	8424.76	8214.97	7835.80	7500.36	7128.38	6722.09
270.0	8684.92	8732.53	8672.75	8522.74	8268.67	7999.65	7689.11	7336.51	6842.76
315.0	8734.19	8615.73	8438.05	8205.56	7859.60	7528.03	7154.40	6656.22	6236.63
360.0	8572.56	8388.23	8154.64	7871.23	7460.50	7099.04	6702.71	6211.17	5813.18
C/γ(°)	9.0	10.0	11.0	12.0	13.0	14.0	15.0	16.0	17.0
0.0	5323.85	4945.79	4581.56	4149.80	3839.82	3546.45	3272.45	3011.73	2730.54
45.0	5920.01	5529.22	5156.69	4701.68	4365.13	4040.76	3737.97	3389.25	3133.51
90.0	5801.56	5317.21	4946.90	4593.74	4183.02	3886.87	3596.82	3264.15	3029.45
135.0	6380.55	5995.85	5524.79	5159.45	4806.85	4385.61	4073.97	3781.70	3446.81
180.0	6851.06	6451.41	5962.08	5575.16	5111.85	4759.25	4427.13	4108.29	3739.63
225.0	6211.17	5813.73	5335.48	4976.79	4626.95	4224.53	3917.87	3632.80	3366.00
270.0	6444.21	6041.79	5638.26	5142.29	4773.09	4428.23	4010.87	3712.51	3424.67
315.0	5812.63	5314.44	4933.06	4572.15	4149.25	3834.84	3537.04	3264.70	2946.97
360.0	5323.85	4945.79	4581.56	4149.80	3839.82	3546.45	3272.45	3011.73	2730.54
C/γ(°)	18.0	19.0	20.0	21.0	22.0	23.0	24.0	25.0	26.0
0.0	2525.18	2344.17	2183.09	1994.33	1866.47	1718.67	1598.56	1474.01	1083.49
45.0	2898.26	2691.24	2451.56	2286.05	2096.19	1961.68	1841.56	1695.98	1568.11
90.0	2758.77	2568.91	2403.40	2245.09	2102.27	1939.53	1823.29	1708.71	1552.61
135.0	3202.70	2979.63	2776.48	2590.49	2382.92	2232.36	2092.31	1930.68	1811.11
180.0	3483.90	3217.10	2996.24	2794.19	2556.17	2380.15	2225.71	2057.99	1930.68
225.0	3114.14	2833.50	2630.90	2449.34	2287.71	2102.83	1969.98	1823.29	1713.69
270.0	3115.25	2869.48	2622.60	2445.47	2273.32	2115.01	1943.96	1819.97	1704.28
315.0	2721.13	2510.78	2331.44	2131.61	1984.92	1830.49	1717.01	1602.43	1449.66
360.0	2525.18	2344.17	2183.09	1994.33	1866.47	1718.67	1598.56	1474.01	1083.49
C/γ(°)	27.0	28.0	29.0	30.0	31.0	32.0	33.0	34.0	35.0
0.0	1083.49	1052.55	900.60	779.66	664.58	556.30	452.85	335.77	256.67
45.0	1433.60	1264.77	1134.14	1007.38	883.39	765.48	623.23	518.05	418.97
90.0	1418.10	1082.94	1082.94	986.12	862.30	741.30	599.04	490.77	390.30
135.0	1664.98	1541.54	1410.91	1247.06	1115.87	984.13	857.37	701.83	581.71
180.0	1791.19	1679.37	1562.02	1403.16	1267.54	1136.35	1002.40	840.77	718.99
225.0	1598.00	1438.03	1075.63	1075.63	1013.47	887.48	766.59	651.51	517.45
270.0	1586.93	1429.17	1304.08	1174.55	1046.13	890.58	771.02	628.76	525.25
315.0	1098.27	1098.27	1067.33	910.07	790.84	672.71	563.17	436.24	345.07
360.0	1083.49	1052.55	900.60	779.66	664.58	556.30	452.85	335.77	256.67
C/γ(°)	36.0	37.0	38.0	39.0	40.0	41.0	42.0	43.0	44.0
0.0	193.24	149.45	118.46	105.89	92.72	83.53	75.28	66.48	60.45
45.0	305.50	285.57	285.57	131.69	111.04	99.86	88.07	78.55	70.63
90.0	282.08	210.34	157.15	120.95	107.33	95.98	86.35	75.45	68.20
135.0	470.45	369.71	301.07	301.07	143.31	118.84	102.85	92.27	80.59
180.0	599.98	488.16	360.85	296.09	296.09	142.81	118.46	105.23	91.61
225.0	416.76	325.04	245.71	169.22	132.07	113.31	98.92	88.95	80.65
270.0	425.61	312.69	292.21	292.21	131.46	108.38	96.81	86.91	77.94
315.0	264.70	184.16	141.43	116.19	100.19	89.62	80.59	71.18	64.54
360.0	193.24	149.45	118.46	105.89	92.72	83.53	75.28	66.48	60.45

Intensity data(cd)

C/γ(°)	45.0	46.0	47.0	48.0	49.0	50.0	51.0	52.0	53.0
0.0	55.69	51.26	48.49	46.28	44.50	42.84	41.90	41.35	40.96
45.0	62.72	57.62	53.42	50.32	47.05	44.95	43.34	42.18	41.13
90.0	62.05	56.96	52.42	49.54	47.16	44.73	43.51	42.29	41.63
135.0	72.96	66.09	59.17	55.19	51.92	49.26	46.72	45.11	43.95
180.0	82.20	74.17	65.54	60.00	55.85	52.48	49.04	46.94	45.28
225.0	71.41	64.87	59.67	54.91	51.92	49.54	47.49	45.72	44.73
270.0	68.80	62.44	57.07	52.97	49.10	46.77	44.78	43.01	42.07
315.0	58.79	53.14	49.87	47.27	45.11	42.95	41.85	41.02	40.41
360.0	55.69	51.26	48.49	46.28	44.50	42.84	41.90	41.35	40.96
C/γ(°)	54.0	55.0	56.0	57.0	58.0	59.0	60.0	61.0	62.0
0.0	40.74	40.74	40.80	40.46	40.13	39.25	37.86	36.53	34.37
45.0	40.57	40.30	40.08	39.91	39.74	39.25	38.64	37.53	35.76
90.0	41.24	41.02	40.85	40.63	40.41	40.02	38.86	37.42	36.09
135.0	43.12	42.40	42.01	41.74	41.63	41.29	40.63	40.02	38.53
180.0	43.95	43.01	42.46	42.12	42.01	41.96	41.57	41.02	40.30
225.0	44.06	43.67	43.56	43.51	43.51	43.12	42.73	41.74	40.08
270.0	41.18	40.91	40.85	40.91	41.02	41.13	40.85	40.63	39.25
315.0	40.02	40.19	40.24	40.30	40.52	40.24	39.74	38.30	37.09
360.0	40.74	40.74	40.80	40.46	40.13	39.25	37.86	36.53	34.37
C/γ(°)	63.0	64.0	65.0	66.0	67.0	68.0	69.0	70.0	71.0
0.0	31.44	29.12	26.85	25.02	22.36	21.20	20.26	19.43	18.88
45.0	33.82	31.61	29.45	26.63	24.85	23.03	21.42	20.20	19.48
90.0	33.49	31.11	28.84	26.18	24.30	21.98	20.92	20.09	19.48
135.0	36.81	34.71	32.49	30.17	27.34	25.46	23.41	21.92	20.65
180.0	38.58	37.03	34.87	32.49	29.45	27.23	25.30	23.25	21.81
225.0	38.53	35.37	32.94	30.39	27.84	25.24	23.08	21.81	20.87
270.0	37.86	36.04	32.82	30.39	27.79	25.24	22.92	21.09	20.20
315.0	34.37	31.94	29.50	27.01	24.52	22.20	20.98	19.82	19.15
360.0	31.44	29.12	26.85	25.02	22.36	21.20	20.26	19.43	18.88
C/γ(°)	72.0	73.0	74.0	75.0	76.0	77.0	78.0	79.0	80.0
0.0	18.38	17.77	17.33	16.72	16.33	15.83	15.39	14.95	14.45
45.0	18.88	18.27	17.82	17.27	16.83	16.38	15.94	15.39	14.95
90.0	18.82	18.38	17.88	17.38	16.83	16.33	15.89	15.44	14.83
135.0	19.87	19.32	18.65	18.16	17.71	17.10	16.66	16.05	15.61
180.0	20.54	19.87	19.15	18.60	18.05	17.49	16.94	16.50	16.00
225.0	19.93	19.32	18.71	18.05	17.55	16.88	16.44	15.94	15.44
270.0	19.43	18.82	18.27	17.82	17.33	16.88	16.27	15.83	15.39
315.0	18.65	17.99	17.55	17.10	16.61	16.11	15.67	15.28	14.78
360.0	18.38	17.77	17.33	16.72	16.33	15.83	15.39	14.95	14.45
C/γ(°)	81.0	82.0	83.0	84.0	85.0	86.0	87.0	88.0	89.0
0.0	14.06	13.73	13.40	13.12	12.84	12.62	12.34	12.18	12.18
45.0	14.56	14.06	13.67	13.34	13.06	12.90	12.57	12.29	12.18
90.0	14.45	13.95	13.62	13.34	13.01	12.79	12.45	12.23	12.12
135.0	15.17	14.61	14.12	13.78	13.40	13.12	12.84	12.57	12.34
180.0	15.44	14.89	14.39	13.95	13.56	13.23	12.95	12.68	12.40
225.0	14.89	14.45	14.00	13.62	13.28	13.01	12.73	12.51	12.29
270.0	14.83	14.39	13.95	13.56	13.23	12.95	12.73	12.45	12.23
315.0	14.39	13.89	13.56	13.28	13.01	12.73	12.45	12.29	12.18
360.0	14.06	13.73	13.40	13.12	12.84	12.62	12.34	12.18	12.18

Intensity data(cd)

C/γ(°)	90.0
0.0	12.23
45.0	12.12
90.0	12.12
135.0	12.18
180.0	12.23
225.0	12.18
270.0	12.18
315.0	12.18
360.0	12.23